

How to Use Overdrive

Use Overdrive online:

1. Go to <http://sanbenitofl.lib.overdrive.com/>
2. Click **“Sign-In.”**
3. Sign in using your **library card** and **pin** (the last 4 numbers of your library card)
4. Click **“Borrow.”**
5. Click **“Account”** to view books you have checked out.
6. To Return a book click **“Return”**

Go to sbcfl.enkilibrary.org to view checked out books online or to download them.

When you download an e-book with Overdrive, you will not be able to click “Return.” The book will simply expire in 21 days.

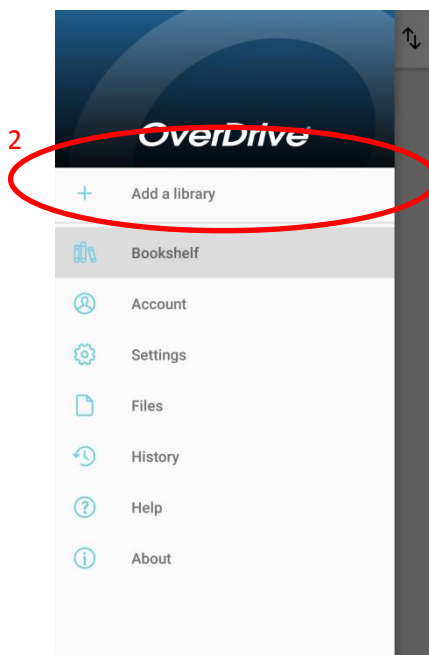
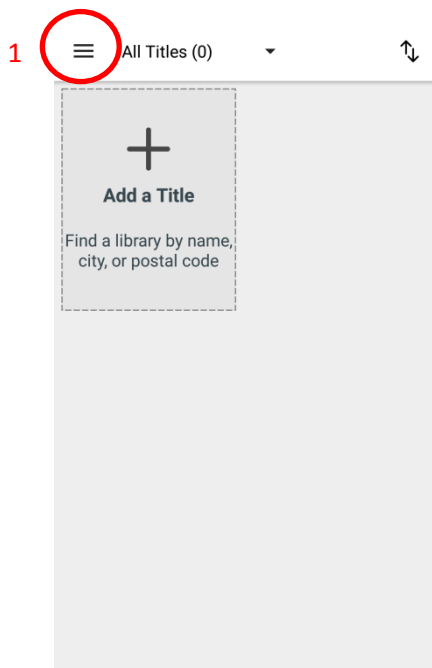
Use Overdrive on your mobile device:

To read or borrow eBooks on your phone, download the Overdrive app.

Android: [Download App](#)

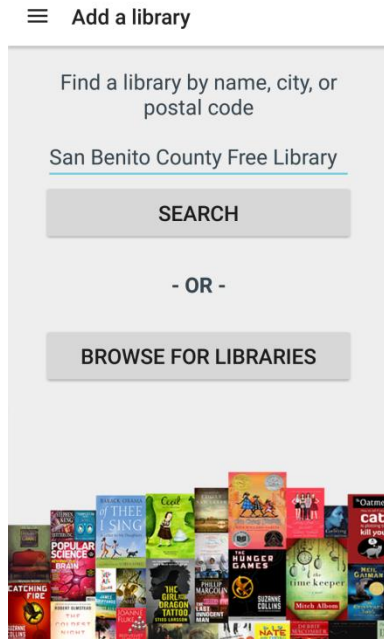
iPhone/iPad: [Download App](#)

1. Open the app and click the **“menu”** button (those three lines in upper left corner).
2. Click **“Add a library”**

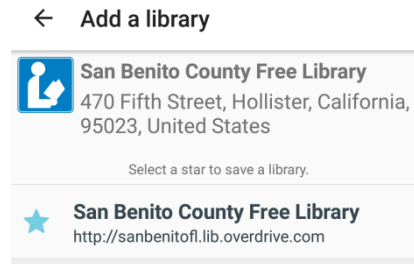
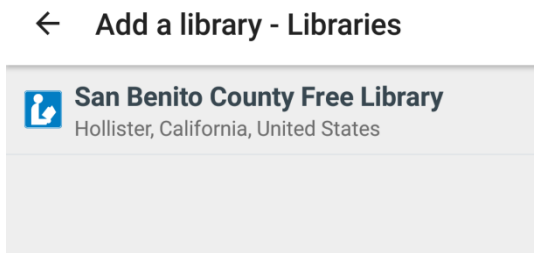


How to Use Overdrive

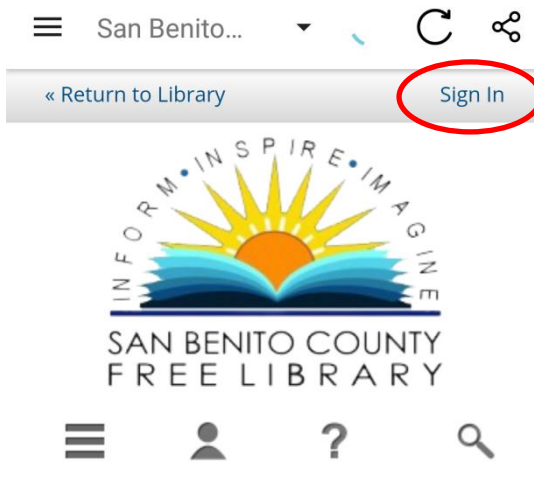
3. Type in “San Benito County Free Library.”



4. Select the library (usually 2 times)



5. Once your screen opens up here, click “Sign in.” Sign in with your library card, and then you’re ready to start reading your eBooks!



Enter your Library card number and PIN to sign in.

Library card number

PIN

Remember my login information on this device.